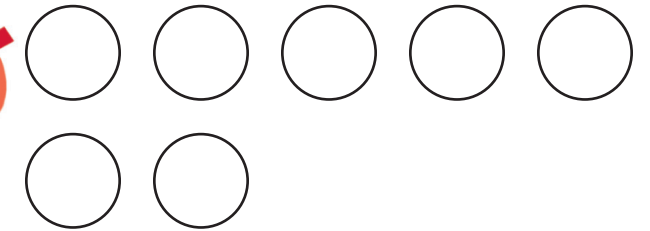
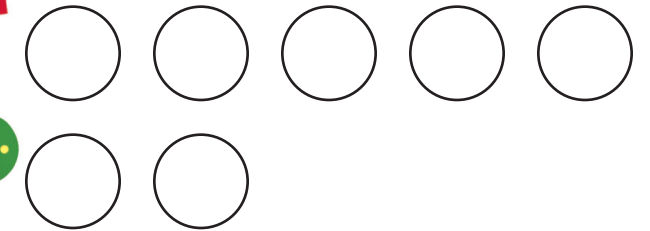
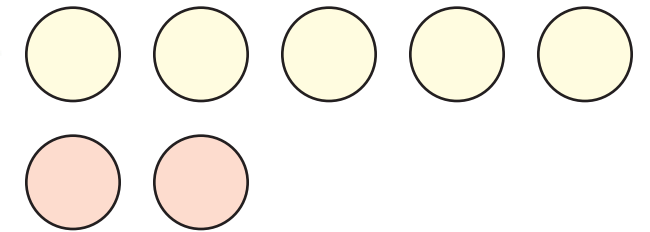


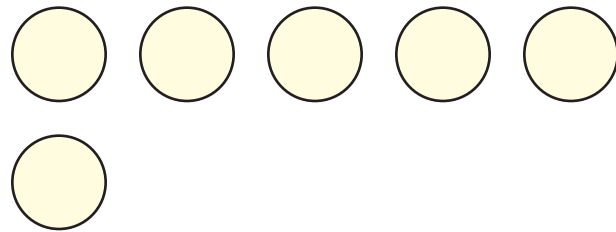


# Making 6 and 7

Name \_\_\_\_\_



**Home Connection** Your child used counters to show 6 and 7 in two parts. Then your child colored in pictures to show 6 and 7 in two parts.

**Home Activity** Take turns with your child showing 6 and 7 objects in different ways. (For example: Show 4 pennies showing heads on one side of a table and 3 showing tails on the other. Let your child move the pennies to show a different way to show 6 and 7.)

**Understand It!**

There is more than one way to show numbers.



eTools

[www.pearsonsuccessnet.com](http://www.pearsonsuccessnet.com)